




JERTE

MODELO MODEL	MEDIDAS DIMENSIONS cm [A X B X C]	U/PALET	kg/U	U m ² /ml	COLOR COLOUR COULEUR	PRECIO PRICE PRIX
 Ref. 800783	JERTE 2 x 40 x 60	84	10	4,16*	Crudo-TR	7A
 Ref. 800783-PK	PACK JERTE COMPOSICIÓN PACK: 1 PACK CONTAINS: 2 un. x [2 x 40 x 60]	1 pack = ± 0,5 m ²	20/pack	2* [pack]	Crudo-TR	7B
 Ref. 800794	ESQUINA OUTSIDE CORNER JERTE 40 x 20 x 30	1	8		Crudo-TR	7C

* Las piezas por metro cuadrado están calculadas en base a la colocación con 1 cm de junta aproximadamente.
 ± 1 cm joint included in the calculation of pieces per m².



JERTE

	MODELO MODEL	MEDIDAS DIMENSIONS cm [A X B X C]	U/PALET	kg/U	U m ² /ml	COLOR COLOUR COULEUR	PRECIO PRICE PRIX
	MOLDURA MOULDING JERTE	5 x 10 x 60	30	6	1,66/ml	Crudo-TR	7D
Ref. 800784	<hr/>						
	ESQUINA SALIENTE MOLDURA OUTSIDE CORNER MOULDING JERTE	5 x 10 x 30 x 30	1	6		Crudo-TR	7E
Ref. 800785	<hr/>						
	ÁNGULO MOLDURA 90° ANGLE MOULDING JERTE	5 x 10 x 24 x 24	1	5		Crudo-TR	7F
Ref. 800786	<hr/>						
	ÁNGULO INVERSO MOLDURA INVERSE ANGLE MOULDING JERTE	5 x 10 x 24 x 24	1	5		Crudo-TR	7G
Ref. 800787	<hr/>						